

Infection Control Micro-Learns User Guide

ABOUT THE MICRO-LEARNS

The Project Firstline Infection Control Micro-Learns are a series of guided infection control discussions that provide brief, on-the-job educational opportunities. Each micro-learn focuses on a single infection control topic and connects infection control concepts to immediate, practical value. Health care workers can easily apply the key points to their daily work and perform the recommended actions to keep germs from spreading.






USING THE MICRO-LEARNS

The micro-learns can be incorporated into existing opportunities where groups of health care workers gather, such as pre-shift “huddles” or team meetings. The sessions should be led or facilitated by an experienced team member with infection control expertise.

Each micro-learn package includes:

- **An adaptable discussion guide for the facilitator:** The discussion guide is not a script. Facilitators are encouraged to adapt the guide for their audience by including relevant and practical questions and ideas.
- **A job aid for the facilitator:** The visual job aid helps to reinforce the key messages of the micro-learn. Facilitators are encouraged to make the job aid available after the micro-learn session, such as in digital or hard copy form.


Notes for Facilitators

-  Before presenting a micro-learn, check the policies and protocols at your facility and adapt the content accordingly.
-  Build on your knowledge, experience, and awareness to connect the content to local context or relevant recent events so your audience can apply the concepts confidently.
-  The micro-learns reinforce infection control concepts when risks are observed in patients or in the patient environment, not necessarily in visitors or other staff members.

“Infection Control” Micro-Learns Discussion Guide

Use the talking points below and accompanying job aid to engage your team in short, focused discussion.


Adapt to meet your needs.



INTRODUCE THE TOPIC

Share information about the topic that your audience should know:

- Emergency medical services (EMS) workers provide pre-hospital emergency medical care. Their duties can create risk for on-the-job injuries and illnesses.
- EMS workers face many potential job hazards including:
 - Lifting patients and equipment
 - Treating patients with infectious illnesses
 - Handling hazardous chemical and body substances
 - Participating in the emergency transport of patients in ground and air transportation
- Routine cleaning and disinfection of EMS vehicles should be employed after a run.
 - Disinfecting is killing germs.
 - Cleaning is removing dirt and some germs.




EXPAND THE TOPIC

Share additional information about what your audience should know on the job:

- Reservoir: a place where germs live and thrive.
 - Reservoirs in and on the human body: skin, gastrointestinal (GI) system or “gut,” respiratory system, blood
 - Reservoirs in the health care environment: water and wet surfaces, dry surfaces, dirt and dust, and devices
- Pathway: a way for germs to spread from their reservoir to another reservoir, or to a person to infect.
 - Touch
 - Breathing in
 - Splashes or sprays
 - Bypassing or breaking down the body’s natural defenses

“Infection Control” Micro-Learns Discussion Guide


**Use the talking points below and accompanying job aid to engage your team in short, focused discussion.
Adapt to meet your needs.**



DISCUSS WITH YOUR TEAM

Find out how your audience feels about the topic:

- What are some examples of devices that are commonly used in EMS vehicles?
- What are some examples of high-touch surfaces in an EMS vehicle?
- What are some examples of infection control actions you can take to avoid germ spread from the respiratory system?
- What are some examples of infection control actions you can take to avoid germ spread from skin?



WRAP UP AND REINFORCE

Reinforce key takeaways:

- If medical instruments and equipment (e.g., devices and central lines) get wet, bacteria can grow. When those devices are used, that bacteria can then get into a patient’s body or blood and cause an infection.
- Infection control actions that could decrease or eliminate the risk of germ spread include:
 - Better hand hygiene
 - Cleaning and disinfection
 - Using gowns and gloves
 - Educating staff
- All surfaces of an EMS vehicle may have come into contact with a patient or infectious materials and must be cleaned and disinfected with an EPA-registered hospital grade disinfectant.
- Share information such as the facility’s process for isolation precautions, recent cases, or other relevant information.
- Share reminders, prompts, and opportunities for further learning as appropriate, including the Project Firstline website at www.cdc.gov/projectfirstline.

Emergency Medical Services Workers Should Look Out For...



On the Job Hazards

- Hazardous substances
- Chemicals
- Lifting patients
- Infectious material
- Sick patients
- Lifting equipment

Ways for Germs to Spread

- Touch
- Breathing in
- Splashes or sprays
- Water and wet surfaces
- Dirt, soil, and dust have germs in them that can be carried through the air

How Can Emergency Medical Services Workers Reduce Infections While Working?

Infection Control Measures



Practice respiratory and cough etiquette



Use proper PPE



Cleaning and disinfecting



Hand hygiene



Ventilation



DEFINITIONS

CLEANING:

Removing dirt and germs

DISINFECTION:

Killing germs

CONTACT TIME:

The time a disinfectant must remain on a surface to effectively kill germs